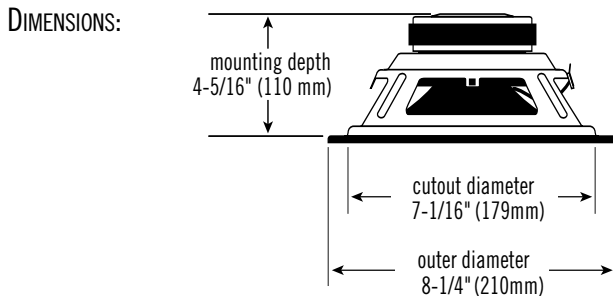


SPECIFICATIONS

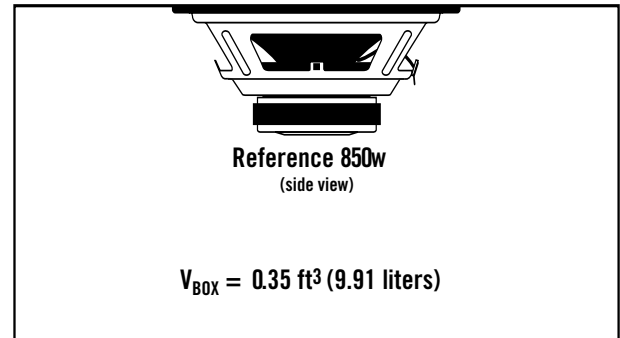
DIAMETER: 8" (200mm)
 SENSITIVITY (2.83 V @ 1 m): 91 dB
 POWER HANDLING: 200 W_{RMS} 800 W_{PEAK}
 FREQUENCY RESPONSE: 30 ~ 400 Hz
 NOMINAL IMPEDANCE: 4 OHMS
 VOICE-COIL DIAMETER: 2.0" (51.0 mm)



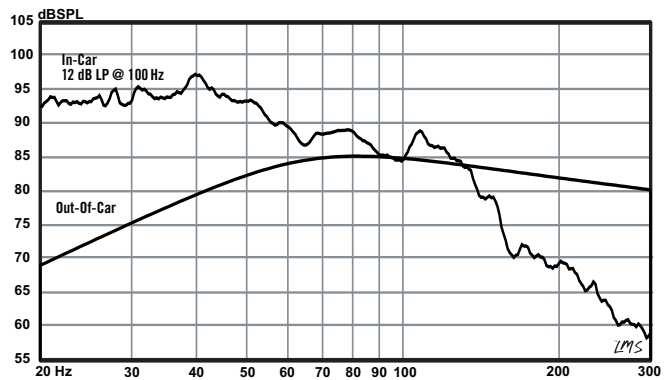
THIELE-SMALL PARAMETERS

VOICE COIL DC RESISTANCE: R_{EVC} (OHMS) 3.49
 VOICE COIL INDUCTANCE @ 1 kHz: L_{EVC} (MH) 1.64
 DRIVER RADIATING AREA: S_D (IN²) 33.17
 S_D (M²) 214.00
 MOTOR FORCE FACTOR: BL (TM) 12.69
 COMPLIANCE VOLUME: V_{AS} (FT³) 0.61
 V_{AS} (LITERS) 17.38
 SUSPENSION COMPLIANCE: C_{MS} (μM/N) 265.64
 MOVING MASS, AIR LOAD: M_{MS} (GRAMS) 114.80
 MOVING MASS, DIAPHRAGM: M_{MD} (GRAMS) 113.00
 FREE-AIR RESONANCE: F_S (Hz) 28.80
 MECHANICAL Q: Q_{MS} 6.03
 ELECTRICAL Q: Q_{ES} 0.450
 TOTAL Q: Q_{TS} 0.42
 MAGNETIC-GAP HEIGHT: H_{AG} (IN) 3/8
 H_{AG} (MM) 9.00
 VOICE-COIL HEIGHT: H_{VC} (IN) 1-1/4
 H_{VC} (MM) 32
 MAXIMUM EXCURSION: X_{MAX} (IN) 7/16
 X_{MAX} (MM) 11.50

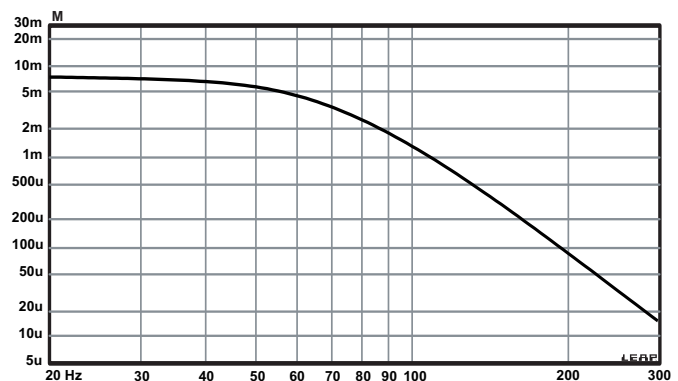
**SEALED BOX VOLUME
(INCLUDES DRIVER DISPLACEMENT)**



**SEALED ENCLOSURE
FREQUENCY RESPONSE @ 2.83 V**



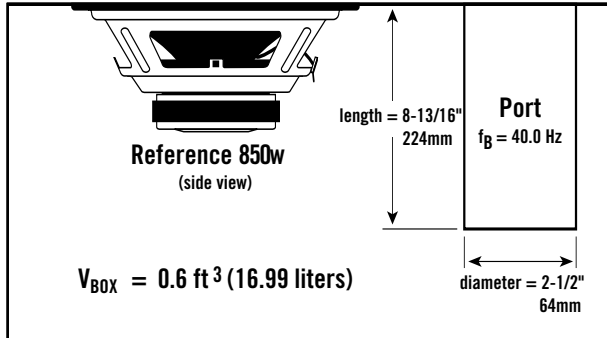
**SEALED ENCLOSURE CONE
EXCURSION @ 200 W**



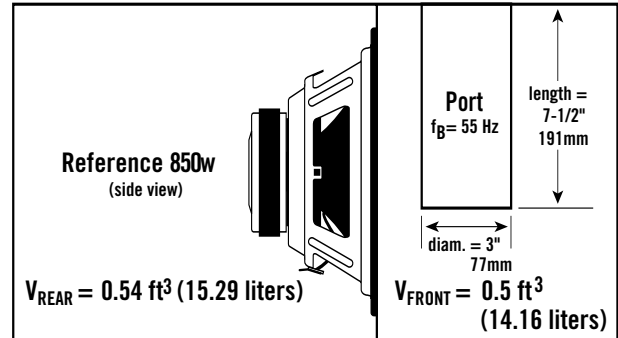
Infinity *Reference 850w 8" Woofer – Technical Data*

CAR AUDIO

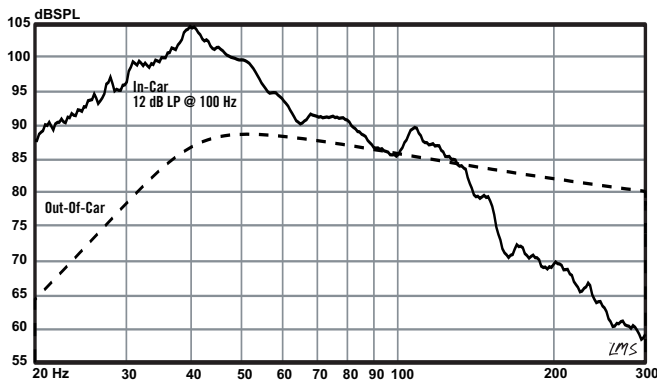
VENTED BOX VOLUME (INCLUDES DRIVER/PORT DISPLACEMENTS)



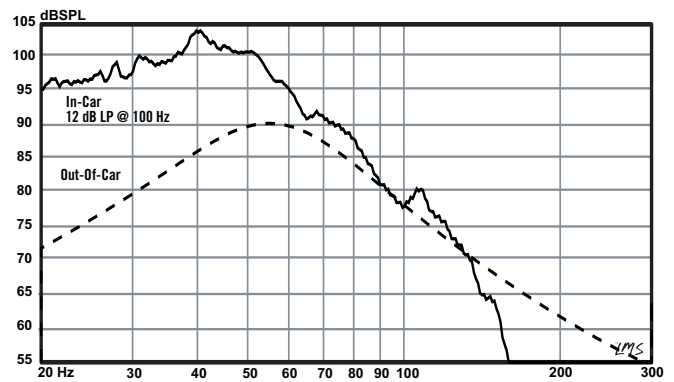
BANDPASS BOX VOLUME (INCLUDES DRIVER/PORT DISPLACEMENTS)



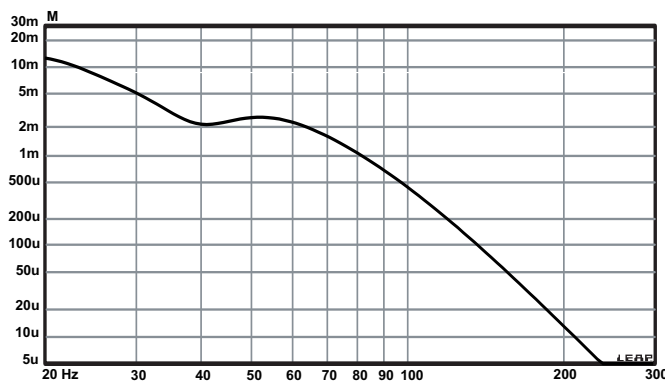
VENTED ENCLOSURE FREQUENCY RESPONSE @ 2.83 V



BANDPASS ENCLOSURE FREQUENCY RESPONSE @ 2.83 V



VENTED ENCLOSURE CONE EXCURSION @ 200 W



BANDPASS ENCLOSURE CONE EXCURSION @ 200 W

